

GEAR-DRIVEN

CRTM500 SERIES

ROTORS



GEAR-DRIVEN

CR500

SERIES

ROTORS

Irritrol Systems' CR500 Series mid-range, gear-driven rotor offers advanced performance and state-of-the-art features to provide reliable full- and part-circle operation in one unit. Perfect for residential and light commercial applications, its ease of installation and service go second to none.

The standard list of features includes an easy-to-see arc indicator for simple adjustments from 40° to 360°, a 5-inch pop-up height, automatic arc return if nozzle turret is tampered with, and full- and part-circle in same sprinkler with continuous rotation when set at 360°.

The CR500 was designed with longevity in mind. A heavy-duty retraction spring, pressure-activated seal and sturdy trip mechanism all ensure long-term, reliable operation.

The CR500 rotor—designed for the contractor.

Irritrol[®]
SYSTEMS

CR500 SERIES

ROTORS

Features

- True 5-inch (127mm) pop-up ensures interference-free operation in tall grass
- Top arc indicator allows for simple adjustment from 40° to 360°
- Automatic arc return protects against tampering
- Part- and full-circle coverage is provided in one head
- Continuous rotation ensures even coverage when set at 360°
- Riser pull-up slot permits easy removal and installation of the nine interchangeable, reusable nozzles
- Stainless steel radius adjustment screw allows up to 25% reduction
- Heavy-duty retract spring ensures positive pop down
- Pressure-activated seal and robust trip mechanism enhance reliability
- Standard rubber cover provides added protection
- Field-installable check valve eliminates low-head drainage
- Five-year warranty

Specifications

- Precipitation range: matched precipitation rates from .3"–5" per hour at 60 psi (7,6–12,7 K/M^2 at 4 Bars)
- Radius: 32'–50' (9,7m–15m)
- Flow rate: 0.5–10 GPM (1,89–37,85 L/M)
- Recommended operating pressure range: 30–70 psi (2–5 Bars)
- Optimum operating pressure: 50 psi (3,45 Bars)
- Inlet size: $\frac{3}{4}$ " threaded NPT (20mm)
- Nozzle trajectory: 26°
- Arc adjustment: 40° to 360°
- Standard check valve maintains up to 8' (2,4m) elevation change

Lawn Pop-up

- Pop-up height to sprinkler: 5" (127mm)
- Body height: 7.6" (193mm)
- Cap diameter: 2.9" (74mm)
- Body diameter: 2.4" (60mm)

Shrub

- Body height: 7.6" (193mm)
- Cap diameter: 2.9" (74mm)
- Body diameter: 2.4" (60mm)

High-pop

- Pop-up height to nozzle: 12" (305mm)
- Body height: 15" (381mm)
- Cap diameter: 3" (76mm)
- Body diameter: 2.75" (70mm)

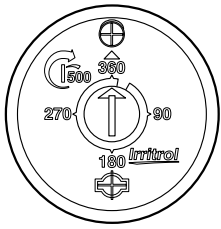
Options

- Recycled-water indicator cover

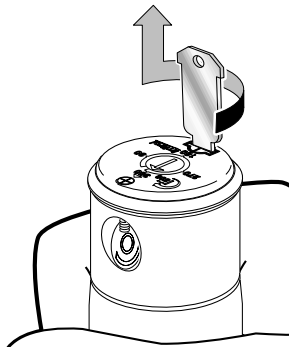


Nozzle tree

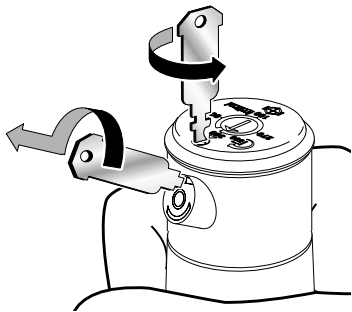
Fingertip Adjustments



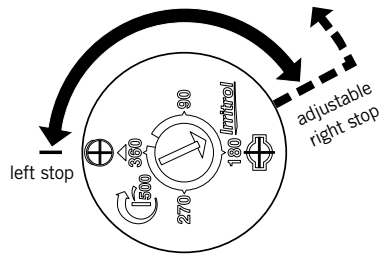
Contractor-friendly Rotor
Key features include an easy-to-see arc adjustment dial, pull-up keyhole and radius adjustment/nozzle retention screw.



Pulling Up the Riser
Multipurpose key acts as a riser pull-up for fast and easy adjustment and service.



Changing a Nozzle
Each of the CR500 rotor's nine interchangeable nozzles can be removed in seconds.



Adjusting the Arc
Arc setting can be quickly adjusted from the top of the riser.



CR500HP
High-pop



CR500
Lawn
Pop-up



CR500S
Shrub

CR500 SERIES

ROTORS

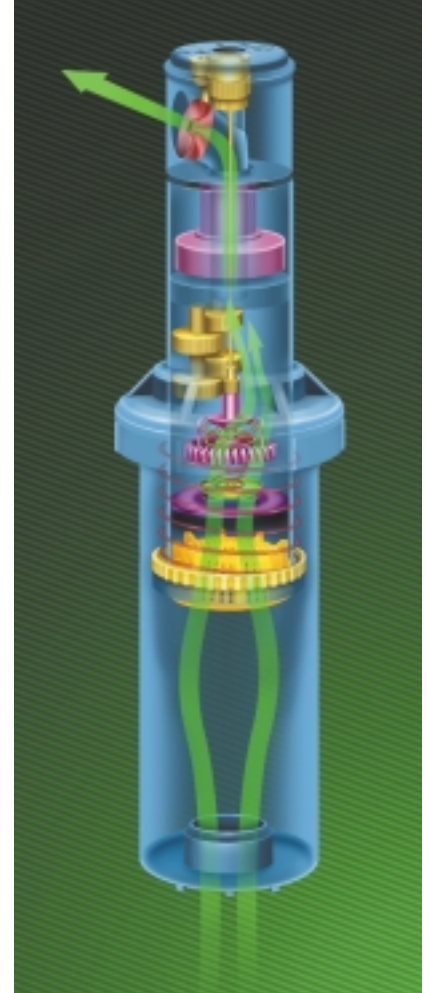
Nozzle Performance

Pressure psi	Nozzle Number	Radius ft.	Flow GPM	Pressure psi	Nozzle Number	Radius ft.	Flow GPM
30	0.50	28	0.5	50	0.50	29	0.7
	0.75	29	0.7		0.75	31	0.9
	1	32	1.3		1	34	1.6
	2	37	2.4		2	42	3.0
	2.5	38	2.5		2.5	40	3.2
	3	38	3.6		3	41	4.6
	4	43	4.4		4	46	5.6
	6	45	5.9		6	48	6.3
40	8	42	8.0	60	0.50	30	0.8
	0.50	29	0.6		0.75	32	1.0
	0.75	30	0.8		1	35	1.8
	1	33	1.5		2	43	3.3
	2	40	2.5		2.5	41	3.5
	2.5	39	2.8		3	42	5.0
	3	39	4.2		4	49	5.9
	4	44	5.1		6	49	6.7
6	46	6.0	8	50	10.0		
8	45	8.5					

Data represents test results in zero wind. Adjust for local conditions. Radius may be reduced with radius adjustment screw.

Metric

Nozzle	Flow L/M	M ³ /H	Bar	kPa	Radius Meters
1	3,78	0,23	2,0	206	10,1
	4,92	0,30	3,0	275	10,7
	5,30	0,32	3,5	345	11,6
	5,68	0,34	4,0	413	11,6
2	7,95	0,46	2,0	206	11,6
	9,47	0,56	3,0	275	11,8
	11,36	0,69	3,5	345	12,2
2.5	11,74	0,71	4,0	413	12,5
	9,45	0,57	2,04	207	11,6
	10,58	0,64	2,72	275	11,9
	12,10	0,73	3,40	344	12,2
3	13,23	0,80	4,08	413	12,5
	10,60	0,65	2,0	206	12,5
	12,50	0,76	3,0	275	12,8
4	13,63	0,82	3,5	345	13,7
	15,91	0,95	4,0	413	14,0
	14,77	0,90	2,0	206	13,1
	17,01	1,03	3,0	275	13,7
6	20,45	1,24	3,5	345	14,3
	21,96	1,33	4,0	413	15,9
	23,48	1,42	3,0	275	14,9
	26,51	1,61	3,5	345	15,5
8	28,92	1,81	4,0	413	16,5
	30,67	1,86	5,0	482	16,8
	30,29	1,82	3,0	275	14,3
	33,70	2,02	3,5	345	15,5
	37,11	2,23	4,0	413	16,2
	40,14	2,44	5,0	482	16,8



Specifying Information

CR 500 X - NP

Model	Pop-up	Type	Recycled Water Cap
CR500	5"	Lawn pop-up	no
CR500-NP	5"	Lawn pop-up	yes
CR500S	N/A	Shrub	no
CR500S-NP	N/A	Shrub	yes
CR500HP	12"	High-pop	no
CR500HP-NP	12"	High-pop	yes

Irritrol
SYSTEMS

BEYOND THE EXPECTED

5825 Jasmine Street, Riverside, CA 92504-1183
909/785-3140 Fax 909/785-3325
www.irritrolsystems.com